



OPTIFUSE FOR MARINE

Ignition and ingress protected circuit protection



WWW.OPTIFUSE.COM

OPTIFUSE FOR MARINE

Ignition and ingress protected circuit protection



HIGH AMPERAGE CIRCUIT BREAKERS



- 25A-300A
- Waterproof (IP 67) and Ignition Protected
- Automatic and Manual Reset
- IR meets ABYC for DC main circuit protection on large battery banks



MID RANGE CIRCUIT BREAKERS



- 10A-60A
- Waterproof (IP 66) and Ignition Protected
- Automatic and Manual Reset




OPTIFUSE FOR MARINE

Ignition and ingress protected circuit protection



BATTERY PROTECTION FUSES



- Waterproof (IP 67) and Ignition Protected
- Amperage color coding available
- Mounted with Single and Double Bar fuse holders
- IR meets ABYC for DC main circuit protection on large battery banks



BLADE FUSE BLOCKS



- Consolidate up to 12 circuits
- With clear, insulating cover
- LED blown fuse indicator available
- Split Bus to combine switched & unswitched circuits
- With built-in ground bus option
- New Modular Design to create 4 different fuse blocks with only 2 parts


10-32 STUD CIRCUIT BREAKERS



- Ignition Protected
- Metal and IP63 Plastic body
- Automatic and Manual Reset
- Amperage color coding available
- Three bracket styles



LINE VOLTAGE CIRCUIT BREAKERS



- Ignition Protected
- Push-Button Manual Reset
- Protective splashproof boot available
- Easy to install in BLCBW blocks, with common and independent DC source options




IN-LINE FUSE HOLDERS



- With protective cover up to IP 67
- LED blown fuse indicator available
- Various wire gauge, length and colors options



BLADE FUSES



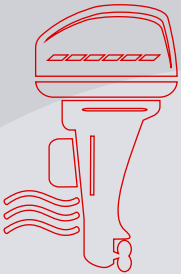
- Protect low-amperage auxiliary circuits
- With LED indicator option
- All sizes available:
 - MICRO3 Style
 - MICRO2 Style
 - Mini Style - Low Profile
 - Mini Style
 - Regular (ATO/ATC Style)
 - Maxi Style

MARINE DC ELECTRICAL SYSTEM

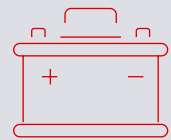
OPTIFUSE & SWITCH COMPONENTS

DC Power

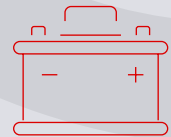
DC Loads



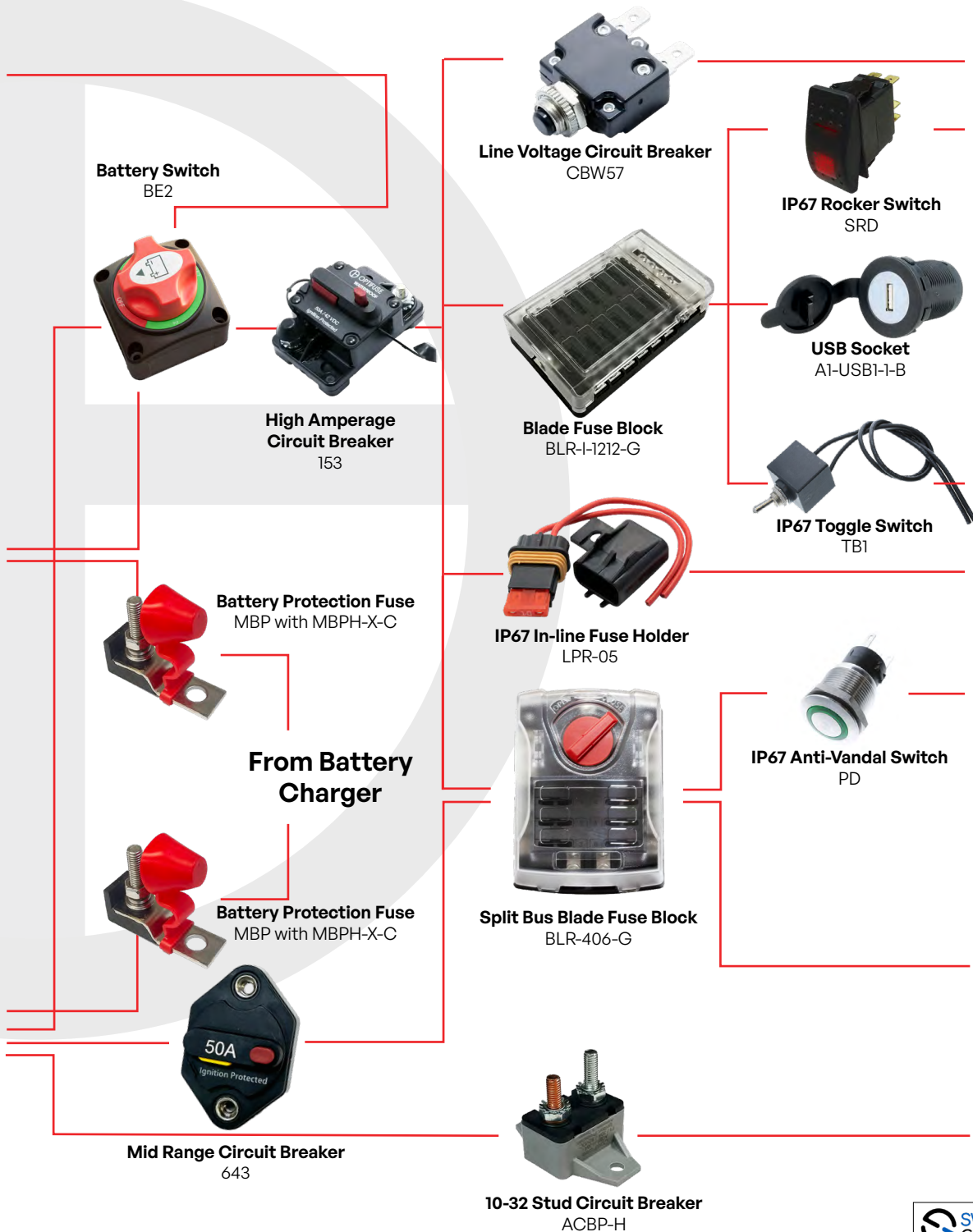
Engine



Start Battery



House Battery



Switch Circuits



Lights



Livewell



GPS



Horn



Stereo



VHF

24hr Circuits



Alarm



Bilge Pump



24 Clock

*The diagram above is for reference only. Please consult a professional when setting up your electrical system.
November 2023 | OPTI-F-006-02